



IN THE MOMENT

Sundance® Spas

## MOMENTS

Best spent with  
people you love

It's one of the best feelings  
in the world. As you sink  
into the soothing waters of  
a Sundance® spa, everything  
melts away, leaving only an  
exceptional moment.

*We call it the Sundance® hug.*







## MOMENTS Playful




*Your place for sharing good times, anytime*

# MOMENTS Unforgettable



*Experiences you'll talk about for years*







MOMENTS  
Peaceful



*A space to relax and reset*

# MOMENTS Enduring

For over 45 years, we've been at the forefront of crafting exceptional products, designed to help create meaningful connections.

*Where family and friends gather for decades*







Sundance® makes it so easy to enjoy more feel-good moments in your spa. Pushing the boundaries in jet technology to deliver amazing hydromassage, simplifying clear water, and combining beautiful design with solid craftsmanship—all part of the Sundance® legacy.

FEEL THE  
**Sundance®**  
*difference*

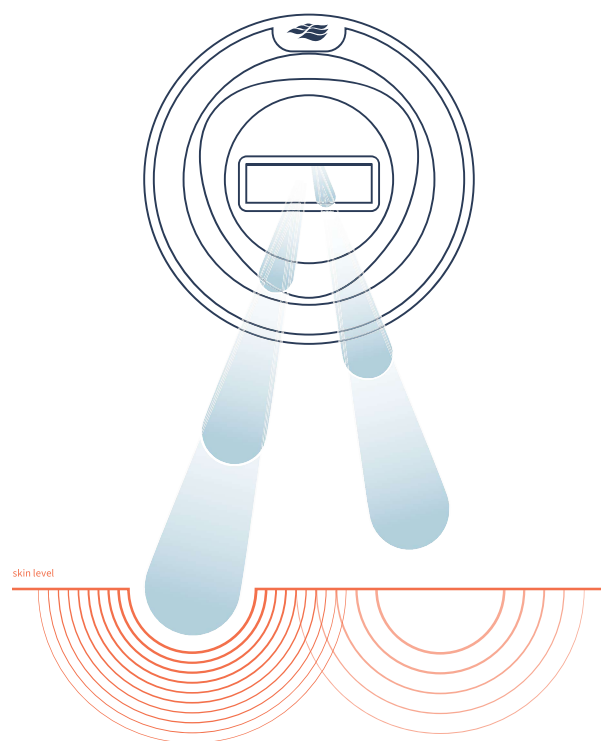
# FLUIDIX® Technology behind it all

Our patented Fluidix® technology, developed with the global leader in fluid dynamics, manipulates air and water to create unique massage actions.

*No moving parts, so they won't clog or wear out*

The latest innovation in hydromassage technology brings a powerful percussive massage to your Sundance® Spa with the Fluidix® PT™ Jet.

This exclusive jet blends percussive therapy with 360-degree rotation. It mimics the action of a massage gun and pinpoints specific muscles on the back for a completely personalized massage. Available exclusively on the 880™ Series.







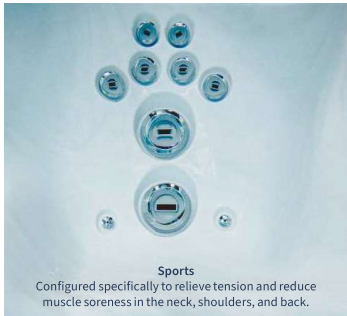


# EXPERIENCES Designed with you in mind

Each of our ergonomically designed seats offers a unique massage experience, with jets precisely placed to target different muscle groups. Choose the perfect seat and relax, as the warm water embraces you.



**Accu-Ssage™**  
Stimulates acupressure points to relieve discomfort. Customized massage pressure for your upper and lower back.



**Sports**  
Configured specifically to relieve tension and reduce muscle soreness in the neck, shoulders, and back.



**Swedish**  
Creates a deeply relaxing sensation with its distinctive kneading motion.



**Full Body**  
Combines Swedish massage with a soft-tissue massage on the legs to soothe the lower body.



**Percussive**  
Focuses rapidly alternating streams of water deep into the back to relieve tension.



**Deep-Tissue**  
Applies slow, broad strokes and firm pressure to reach the deepest muscle layers.




## WATER

# The perfect setting

We take the work out of water care with industry-leading filtration, advanced active oxygen water treatment, and the new Spa Sense™ system for automated water testing and reporting. It all lets you focus on what truly matters—relaxing and enjoying.

*Brilliant steps for cleaner water*



# MICROCLEAN® Filtered water

Every Sundance® spa comes with a best-in-class MicroClean® filtration system that works to ensure the water is always ready when you are.


*Step into sparkling water.*

MicroClean® Ultra filter shown in diagram

**SlipStream™ Skimmer**  
The extra-wide weir gate floats along with the water level to “skim” more debris than standard systems and prevent buildup.

**Proprietary Horizontal Filter**  
Unlike a typical vertical filter, the horizontal position of our pleated filter allows more water to flow through the filter.

**Interior Filter**  
At the heart of the system is an ultra-filtration core liner that removes even the tiniest of unwanted particles.





# CLEARRAY®

## Clean¹ water, simplified

Powerful active oxygen  
molecules are unlocked  
for a hands-free approach  
to water care that works  
harder and cleans¹ longer.

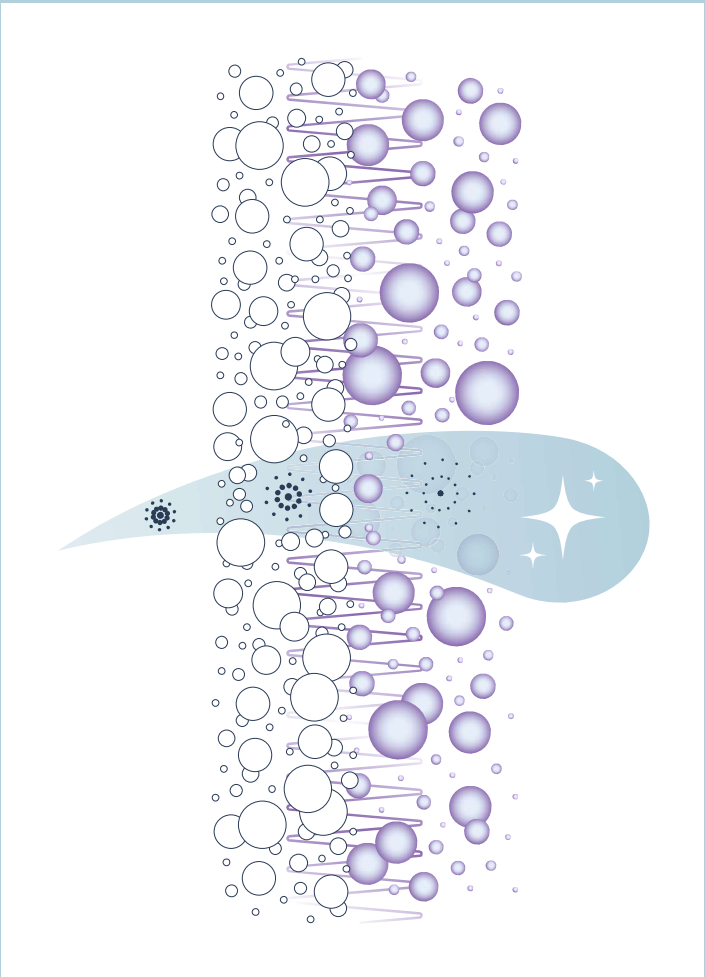
*Keeping it simple and effective*

¹ Clean¹ is defined as the removal of microscopic (down to 3-micron level, varies by model) debris from the water.

**Filtered Water**  
The MicroClean® Filter converts  
water passing over the weir gate  
into filtered water.

**UV-C**  
The UV-C light unlocks active  
oxygen molecules.

**Active Oxygen**  
The active oxygen molecules  
clean¹ the water, so your spa  
is ready to enjoy anytime.



# SPA SENSE™

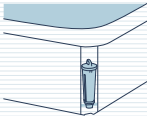
## Maintain perfect balance

Take the work out of water care with Spa Sense™, our new built-in water sensor for automatic chemistry testing and personalized reporting, fully integrated with your SmartTub® app.

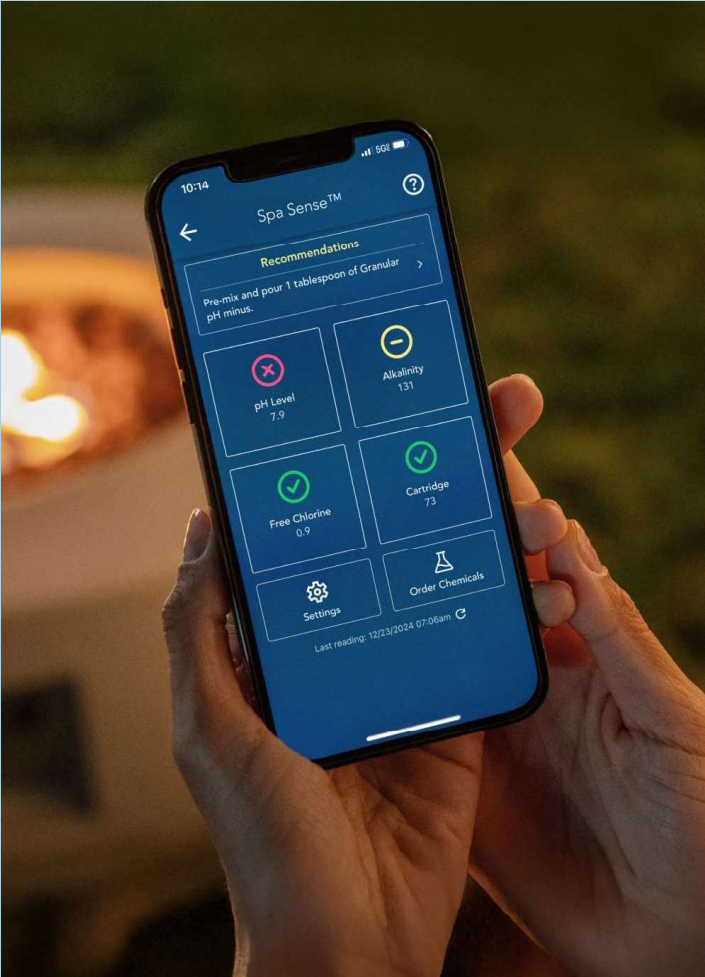
*Water care without hours of your care*

**No More Test Strips**  
Stop struggling with confusing, outdated, color-coded test strips. Spa Sense™ recognizes your exact spa model and provides precise recommendations of what product and how much to add.

**Microfluidics Chip Sensing**  
This cutting-edge microfluidics technology provides one of the most accurate water testing systems available, simplifying water care from day one and long beyond.



**Fully Integrated**  
Spa Sense™ is fully integrated, with convenient access at the front corner of your spa. Simply swap the testing cartridge every three months.





# SMARTTUB®

## Enjoyment made easy


Our patented, industry-first SmartTub® system provides remote monitoring and control through phones, smart devices, and Siri®, Alexa®, and Google Assistant® wearables anywhere in the world. All with software updates and a cellular connection that's simpler and more reliable than Wi-Fi.

*Tap into total relaxation.*

1 Siri, Alexa, and Google Assistant are registered trademarks of their respective owners.

**Control**  
You can adjust temperature, jets, and lights, and lock down your spa to prevent usage. Set up your own automated usage schedule, receive alerts, and check your hot tub status, whether you're at home or on the go.

**Convenience**  
SmartTub® provides remote monitoring and control anywhere in the world through smart phones, smart devices, and wearables. You can also track energy usage reports and enjoy new features, which are updated automatically. Plus, SmartTub® performs daily diagnostic checks to help ensure peak performance.







## SMARTTUB® Energy efficiency

Smart Heat Mode helps you optimize savings by using your hot tub in the most energy-efficient way possible, such as heating hot tub water during off-peak hours. It lets you monitor, track, and customize spa usage, and can reduce standby power up to 25%.

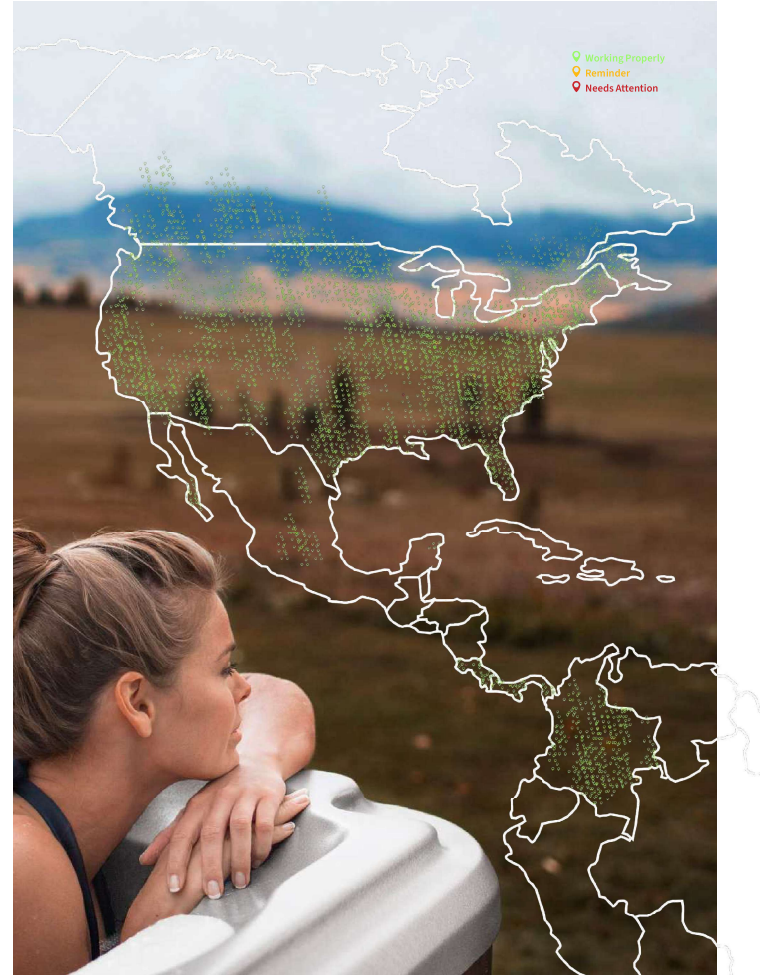
SmartTub® also dynamically calculates and displays real-time savings and includes a one-touch Vacation Mode that automatically minimizes water heating while you're away.

**Peace of Mind**  
With SmartTub®, you can connect via cellular and use Wi-Fi as a backup. It chooses the best connection for you and switches when needed to ensure you have reliable connectivity in all environments and situations.

Integrated sensors send automatic alerts to you and your dealer if your spa needs attention. It can also detect power outages, to help protect against freezing or overheating. SmartTub® will even send maintenance reminders to keep your spa running optimally for years.

**Enhanced 24/7 Monitoring**  
Increase security and savings with our new wireless sensor package, including three sensors that trigger real-time alerts.

The Fill Sensor saves time by detecting when your hot tub has finished filling, draining, or when water level is too low. The Cover Sensor detects when the cover is open so you don't run up your heating bill. The Water Sensor protects your investment by detecting when water is near sensitive spa equipment.



# CRAFTED Enduring quality

From innovative features, progressive technologies, and iconic designs to the smallest details and finishing touches, there's enduring quality in every aspect of a Sundance® spa.

*Generations of joy start here.*

**Rigid Bond™ Shell**  
Our proprietary shell manufacturing process strengthens the acrylic and increases its ability to retain heat.

**Efficient Heater**  
The premium titanium element<sup>1</sup> transfers heat to the water with thermal efficiency.


**SunStrong® Cover**  
Our lightweight cover fits properly to protect your spa from heat loss and debris.

**Cabinetry**  
Our proprietary cabinetry is both durable and low-maintenance.

**Full Insulation**  
Reduces the energy required to run your spa, while offering protection from air, moisture, and sound.

**Tool-free Access**  
Reach critical spa components, including the drain, without tools, to save time and simplify maintenance.

**Synthetic Base**  
Provides a solid foundation that's impervious to moisture and other natural elements.



<sup>1</sup> Depending on model.

# INNOVATION

## For over four decades

Sundance® has a reputation for innovation and a history of industry firsts. Others try to imitate, but no other company can match the Sundance® brand when it comes to delivering a phenomenal spa experience.

*Innovation that never stops*

*The Sundance® History of Industry Firsts*

<p>1979</p> <p>Sundance® Spas opened the first manufacturing facility in Costa Mesa, California</p> <p>SEE PAGE 17</p>	<p>1991</p> <p>Accu-Sage™ Therapy Seat became standard on all models</p> <p>SEE PAGE 17</p>	<p>2003</p> <p>Launched Fluidix® Intelli-Jet™</p> <p>SEE PAGE 15</p>
<p>1980</p> <p>First to incorporate recessed jets for comfort</p> <p>SEE PAGE 15</p>	<p>1992</p> <p>Integrated SunScents™ Aromatherapy Dispensing System</p> <p>SEE PAGE 15</p>	<p>2005</p> <p>Dynamic Flow™ Circulation Pump moves water 5x faster with less energy</p>
<p>1984</p> <p>Applied electronic technology to spa control systems</p>	<p>1993</p> <p>Developed Electronic Topside pH and ORP Monitoring System</p>	<p>2012</p> <p>ClearRay® System, the first in-line UV, standard on all models</p>
<p>1985</p> <p>High-volume Whirlpool Therapy Jet</p>	<p>1995</p> <p>Introduced Intelli-Jet™ Variable/Adjustable Hydrotherapy Jets</p>	<p>2018</p> <p>Proprietary SmartTub™ System, the only cellular controlled spa</p> <p>SEE PAGE 26</p>
<p>1986</p> <p>Silent Air® System and Slipstream™ Skimmer</p>	<p>1999</p> <p>Premiered ISO-Pure Salt Water Management System</p>	<p>2020</p> <p>Innovated ClearRay Active Oxygen® System</p> <p>SEE PAGE 22</p>
<p>1987</p> <p>Built-in assist bars for easy access</p>	<p>2001</p> <p>Introduced patented Fluidix® Jets with water &amp; air fluid dynamics</p> <p>SEE PAGE 12</p>	<p>2024</p> <p>Integrated wireless charger. Fluidix® PT™ Jet delivers percussive therapy</p> <p>SEE PAGE 12</p>
<p>1988</p> <p>Constructed durable Rigid Bond™ Shell</p>	<p>2002</p> <p>Integrated MicroClean® Water Filtration System</p> <p>SEE PAGE 20</p>	<p>2025</p> <p>Launch of Sundance® Swim Spas. Spa Sense™ automatic water testing and recommendations</p> <p>SEE PAGES 34, 34</p>







Consider the variety of designs,  
features, seating, and size options,  
and choose your favorite model.

FIND THE

# Sundance<sup>®</sup> Spa

that's  
*right*  
for you



980™ Series

Make a bold statement with a superbly crafted spa, rich with features that are ideal for entertaining or simply relaxing.

# 980



980" Features

- Experience
- Patented Fluidix® Jets and up to 10 Massage Varieties
- Specialty Silent Air® Injector Jets
- Focus Relief® Jets
- Upgraded Accu-Sage™ Therapy Seat
- Spacious Seats with LED Lighting
- SunScents™ Aromatherapy, Scents Sold Separately
- Glass Touch Control for Easy Use, Day or Night
- SmartTub® System
- Integrated BLUEWAVE® Stereo

- Clear Water
- Dynamic Flow™ Circulation Pump
- SlipStream™ Skimmer
- MicroClean® Ultra Filtration System
- ClearRay Active Oxygen® System
- ClearRay® On-Demand

- Craftsmanship
- Robust Synthetic Base
- 3-Layer RigidBond® Shell
- SunStrong® Extreme Cover
- Geometric Exterior Cabinetry
- Tool-Free Cabinetry
- Exterior Lighting
- Low Profile for Easy Entry and Exit
- Lounge Deck with SunCooler™ Cold Storage Areas

- Options
- EcoWrap® Insulation



**Insulated Storage Cooler**  
Integrated into the lounge deck, the SunCooler™ cold storage area puts your beverages within easy reach.



**Interior Lighting**  
LED strip lights add ambience by illuminating each of the spacious seats, and make it safer and easier to enter and exit your spa.



**Lounge Deck**  
The beautiful lounge deck provides more room to sit and socialize with the special people in your life.



**Geometric Cabinetry**  
The stylish, visually appealing exterior cabinetry has architectural corner lighting that emphasizes key design elements.

Kingston™  
7'8"x8'4"x2'10" ft / 234x254x86 cm



Claremont®  
7'8"x8'4"x2'10" ft / 234x254x86 cm



Acrylic



Platinum   Celestite   Travertine (matte)   Monaco   Midnight

Cabinetry



Coastal   Mahogany

All specifications are subject to change without notice. Spa dimensions are approximate and shown in L x W x H. The images are for layout reference; they do not reflect acrylic options. Please see the Sundance® Spa Specification Handbook for additional details.





880™ Series

We reimagined our all-time, best-selling spas with even more amazing features and an ideal hydrotherapy experience. The result: a completely new, best-of-everything family gathering place.

# 880

880® Features

**Experience**  
Patented Fluidix® Jets and up to 10 Massage Varieties  
Specialty Silent Air® Injector Jets

Accu-Sage™ Therapy Seat  
PT™ and Focus Relief® Jets  
Touch Control with Color Screen  
SunScents™ Aromatherapy, Scents Sold Separately

**Clear Water**  
Dynamic Flow™ Circulation Pump  
SlipStream™ Skimmer  
MicroClean® Ultra Filtration System  
ClearRay Active Oxygen® System  
ClearRay® On-Demand

**Craftsmanship**  
SunStrong® Steel Frame  
Robust Synthetic Base  
3-Layer RigidBond® Shell  
SunStrong® Cover  
SunSide® Cabinetry  
Tool-Free Cabinetry  
Exterior Lighting  
Dual-Purpose Beverage Concierge Filter Lid  
Illuminated Grab Bars

**Options**  
Spa Sense™ System  
Entertainment Package with Stereo and Wireless Charger  
EcoWrap® Insulation  
SmartTub® System  
SunStrong® Extreme Cover



**MicroClean® Ultra Filtration**  
Get crystal-clear water with our distinctive MicroClean® Ultra Filtration system, which combines pleated and spun fibers to deliver an impressive 130 square feet of filtration.



**SunScents™**  
SunScents™ Aromatherapy infuses the water with different fragrances that work to calm your mind, invigorate your mood, and boost your energy level.



**Focus Relief® Jets**  
Experience the balance of relaxation and relief with our Focus Relief® Jets. This air-infused jet system delivers the perfect deep- or soft-tissue massage, while its Silent Air® injector infuses the water with your choice of scent.



**Entertainment Package**  
Set the mood with music from the new stereo system. Two premium 5-inch speakers and an 8-inch subwoofer provide superior sound quality, while the wireless inductive phone charger lets you remove call and text distractions for a totally immersive experience.

Aspen®

7'5" x 9'2" x 3'4" ft / 226 x 280 x 102 cm



Optima®

7'5" x 7'5" x 3'1" ft / 226 x 226 x 94 cm



Cameo®

7'5" x 7'5" x 3'1" ft / 226 x 226 x 94 cm



Vistamar®

7' x 7' x 3'1" ft / 213 x 213 x 94 cm



Altamar®

7' x 7' x 3'1" ft / 213 x 213 x 94 cm



Marin®

6'4" x 7'7" x 2'10" ft / 193 x 231 x 87 cm



Capri®

5'9" x 6'10" x 2'6.5" ft / 175 x 208 x 78 cm



Acrylic



Platinum



Celestite



Travertine (matte)



Monaco



Midnight

Cabinetry



Windy Oak



Flint Gray



Ironwood

All specifications are subject to change without notice. Spa dimensions are approximate and shown in L x W x H. The images are for layout reference; they do not reflect acrylic options. Please see the Sundance® Spas Specification Handbook for additional details.



#### 780™ Series

From patented Fluidix® Jets to premium cabinetry, you can check all the boxes with a 780™ Series spa—for memories that matter.

# 780



780" Features

- Experience
  - Patented Fluidix® Jets and up to 6 Massage Varieties
  - Swedish Massage Seat
  - Accu-Pressure™ Therapy Seat
  - Streamlined and Illuminated Digital Control Panel
- Clear Water
  - Dynamic Flow™ Circulation Pump
  - SlipStream™ Skimmer
  - MicroClean® Filtration System
  - ClearRay Active Oxygen® System
  - ClearRay® On-Demand
- Craftsmanship
  - Robust Synthetic Base
  - 3-Layer RigidBond® Shell
  - SunStrong® Cover
  - SunSide® Cabinetry
  - Tool-Free Cabinetry
  - Integrated Exterior LED Indicator Light
  - Exterior Lighting
- Options
  - Spa Sense™ System
  - BLUEWAVE® Stereo
  - SmartTub® System
  - EcoWrap® Insulation
  - SunStrong® Extreme Cover



**MicroClean® Filtration System**  
Get crystal-clear water with our distinctive MicroClean® Filtration system, which combines pleated and spun fibers to deliver an impressive 120 square feet of filtration.



**SunSide™ Cabinetry**  
Available in a range of on-trend colors, the stylish, contemporary cabinetry is tool-free and UV-treated, for fade resistance and protection from sun damage.



**Fluidix® Jets**  
Utilizing a unique blend of air and water, our patented Fluidix® Jets have been strategically positioned across six distinct massage seats. Experience the ultimate in customizable relief and tailored comfort as you unlock the full potential of adjustable massage.



**Illuminated Waterfall**  
Multicolored LED lights illuminate the waterfall as it gracefully arcs into the water, enhancing the peaceful ambience.

Chelsee®

7'5" x 7'5" x 3'1.5" ft / 226 x 226 x 96 cm



Hamilton™

7'5" x 7'5" x 3'1.5" ft / 226 x 226 x 96 cm



Bristol®

7' x 7' x 3'1.5" ft / 213 x 213 x 96 cm



Montclair™

6'3" x 7'7" x 2'10.5" ft / 191 x 231 x 88 cm



Dover™

5'9" x 6'10" x 2'7" ft / 175 x 208 x 79 cm



Acrylic



Platinum



Celestite



Travertine (matte)



Monaco



Midnight

Cabinetry



Brushed Gray



Vintage Oak



Modern Hardwood

All specifications are subject to change without notice. Spa dimensions are approximate and shown in L x W x H. The images are for layout reference; they do not reflect acrylic options. Please see the Sundance® Spa Specification Handbook for additional details.



#### 680™ Series

It's easy to love a 680™ Series spa, and not only for the fun and relaxing moments. You'll also appreciate its crystal-clear water, features like attractive cabinetry with exterior lighting, and superior durability.

# 680

680™ Features

**Experience**  
Up to 6 Adjustable Massage Options  
Proprietary Jets  
Simplified Control Panel

**Clear Water**  
Slipstream™ Skimmer  
MicroClean® Mini Filtration System  
ClearRay® UV-C Technology

**Craftsmanship**  
Robust Synthetic Base  
3-Layer RigidBond® Shell  
SunStrong® Cover  
Tool-Free Cabinetry  
Exterior Lighting

**Options**  
SunStrong® Extreme Cover  
SmartTub® System  
ClearRay Active Oxygen® System



**MicroClean® Mini Filtration**  
Get crystal-clear water with our distinctive MicroClean® Mini Filtration system, which combines pleated and spun fibers to deliver 75 square feet of filtration.



**Cabinetry**  
The stylish, tool-free cabinetry makes maintenance and servicing a breeze, helping to extend the lifespan of your 680™ Series spa.



**SlipStream™ Skimmer**  
Extra-wide weir gate floats with the water level to skim more buildup-producing debris than standard filtration systems.



**Waterfall**  
The waterfall flows into the spa, creating a calming sound and a relaxed atmosphere. Included on select models.

**McKinley®**  
7'5"x7'5"x3' ft / 226x226x92 cm



**Ramona®**  
7'5"x7'5"x3' ft / 226x226x92 cm



**Edison®**  
7'x7'x3' ft / 213x213x92 cm



**Peyton™**  
7'x7'x3' ft / 213x213x92 cm



**Prado®**  
6'8"x6'8"x2'9" ft / 203x203x84 cm



**Alicia™**  
5'9"x6'8"x2'9" ft / 175x203x84 cm



Acrylic



Platinum



Celestite



Travertine (matte)



Monaco



Midnight

Cabinetry



Slate



Graphite

All specifications are subject to change without notice. Spa dimensions are approximate and shown in L x W x H. The images are for layout reference; they do not reflect acrylic options. Please see the Sundance® Spas Specification Handbook for additional details.





Refreshing summer dip? Cozy winter retreat? Sundance® Swim Spas can do both, plus so much more.

Introducing  
**Sundance**  
**Swim Spas**


## SWIM SPA

# All seasons, all reasons

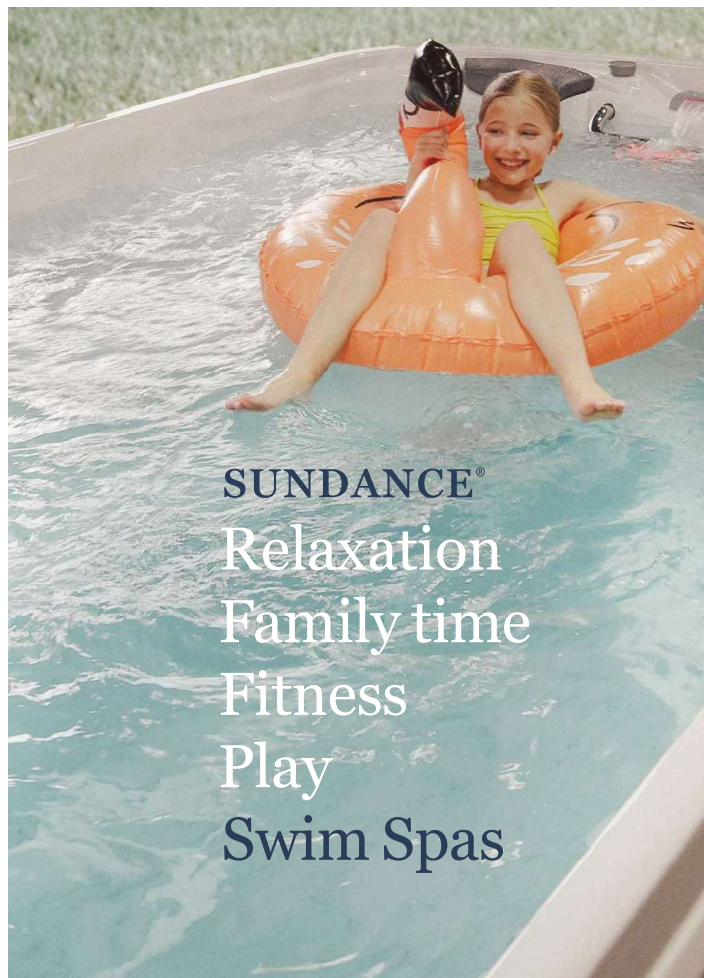


**Best-in-Class Water Filtration**  
Our distinctive MicroClean® Filtration system and active oxygen water treatment take the work out of water care so you can focus on fitness and fun.

**Unparalleled Hydromassage**  
Enjoy the signature Sundance® massage on every swim spa seat and dual lounge, as dedicated massage pumps power our patented Fluidix® Jets.



**The Swim Spa that Does It All**  
Swim or soak year-round with built-in equipment and convenient temperature control. Whether it's the fun-loving Stream™ or the exceptional swim of the Surf™, we've thought of everything—including storage for goggles and toys.



**SUNDANCE®**  
Relaxation  
Family time  
Fitness  
Play  
Swim Spas





#### Surf™ Series


The Surf™ Series features an extra-wide swim lane powered by two ultra-powerful, dedicated swim pumps. The controllable current offers an unparalleled swim experience your family can indulge in, all year long.

# Surf



Surf™ Features

- Swim
- Swim Selector Control
- 2 Dedicated Swim Pumps
- 2 Wide-Stream Surf™ Swim Jets + 2 Lane-Extender Jets
- 2 Buoyancy Jets
- 2 Lane-Balancing Jets
- Stainless Steel Swim Bar
- Experience
- Patented Fluidix® Jets and up to 6 Massage Varieties
- Dual Full-Body Lounges with Swedish Massage
- Accu-Sage™ Therapy Seat
- Percussive Therapy Seat
- Illuminated Waterfall
- Touch Control with Color Screen
- Clear Water
- Slipstream™ Skimmer
- MicroClean® Ultra Filtration System
- ClearRay Active Oxygen® System
- Craftsmanship
- SunStrong® Frame
- 3-Layer RigidBond® Shell
- SunSide® Tool-Free Cabinetry
- Exterior Lighting
- Convenient Storage Bins
- Options
- SmartTub® System
- Sundance® Fitness Kit
- 2nd Auxiliary 3KW Heater



**Enhanced Swim System**  
Built with the serious swimmer in mind—but enjoyable for the entire family, the Surf™ Series features two dedicated swim pumps and a 10-speed swim selector control within easy reach, ensuring everyone can find their perfect pace.

**Extra-Wide Swim Lane**  
The Surf™ Series 17 features an extra-wide swim lane with an open swim tank, giving you plenty of room to swim comfortably. Two-lane extender jet creates a full-body current so you can take advantage of the whole swim tank.


**Custom Control Panel Location**  
Design your spa exactly how you want it! The touchscreen control panel can be placed on either side of the swim spa, perfectly tailored to your backyard.

Surf™ 17

7'8"x17'4"x4'5" ft / 234x528x135 cm



Acrylic



Porcelain    Platinum    Celestite

Cabinetry



Windy Oak    Flint Gray    Ironwood

All specifications are subject to change without notice. Spa dimensions are approximate and shown in L x W x H. The images are for layout reference; they do not reflect acrylic options. Please see the Sundance® Swim Spas Specifications for additional details.



#### Stream™ Series

The Stream™ Series brings families together, with dual hydromassage lounges, shallow seats for kids, and the powerful Fluidix® hydromassage Sundance® Spas are known for. The perfect mix of relaxation, swimming, and family fun.

# Stream

Stream™ Features

- Swim**  
1 Dedicated Swim Pump  
2 Stream™ Swim Jets  
Stainless Steel Swim Bar

- Experience**  
Patented Fluidix® Jets and up to 6 Massage Varieties  
Dual Full-Body Lounges with Swedish Massage  
Accu-Sage™ Therapy Seat  
Percussive Therapy Seat  
Illuminated Waterfall  
Touch Control with Color Screen

- Clear Water**  
SlipStream™ Skimmer  
MicroClean® Ultra Filtration System

- Craftsmanship**  
SunStrong® Frame  
3-Layer RigidBond® Shell  
SunSide® Tool-Free Cabinetry  
Exterior Lighting  
Convenient Storage Bins

- Options**  
ClearRay Active Oxygen® System  
SmartTub® System  
Sundance® Fitness Kit  
2nd Auxiliary 3KW Heater



**Steady Current**  
The Stream™ Series is perfect for fitness and fun. Stream™ jets create a splash zone for kids and the perfect current for low-impact workouts, including a walk or run with floor mats that add traction where you need it.




**Fitness Features**  
A sturdy stainless steel swim bar above the swim jets is the perfect place to hold on—for kids learning to swim and adults perfecting their form. An anchor point above the swim bar also facilitates resistance training exercises.



**Unbeatable Hydromassage**  
Relax in dual Swedish massage lounges while kids enjoy two shallow seats in the Stream Series. Find the right fit in the Stream Series. Find the right fit in the spacious swim of the 17, or the compact 13 with additional bench seating.

Stream™ 17

7'8"x17'4"x4'5" ft / 234x528x135 cm




Stream™ 13

7'8"x12'4"x4'2" ft / 234x376x127 cm



Acrylic



Porcelain

Platinum

Celestite

Cabinetry



Windy Oak

Flint Gray

Ironwood


All specifications are subject to change without notice. Spa dimensions are approximate and shown in L x W x H. The images are for layout reference; they do not reflect acrylic options. Please see the Sundance® Swim Spas Specifications for additional details.



## FINDING The one

Take a closer look at each series,  
compare sizes and seating options,  
and fall in love with your perfect  
Sundance® spa or swim spa.


*Your story begins here.*



Swim Spas

Surf™ 17

Surf™ Series  
7'8"x17'4"x4'5" ft  
234x528x135 cm




	Surf™ 17
Dry Weight	2,860 lbs (1,297 kg)
Total Filled Weight	18,957 lbs (8,599 kg)
Average Spa Volume	1,930 gal (7,306 liters)
Swim Tank Length	168 inches
Swim Features	Extra-Wide Swim Lane + Swim Selector Control
Total Jets	48 Massage + 8 Swim
Massage Variety	6
Air Blower	No
Filtration System	MicroClean® Ultra
Total Swim Pumps	2
Total Jet Pumps	2
Electrical	240 VAC @ 60A

Specifications may vary by country; please check with your local retailer. All specifications are subject to change without notice. Spa dimensions are approximate and shown in L x W x H. The images are for layout reference; they do not reflect acrylic options. Please see the Sundance® Swim Spa Specifications for additional details.

Swim Spas

Stream™ 17

Stream™ Series  
7'8"x17'4"x4'5" ft  
234x528x135 cm




	Stream™ 17
Dry Weight	2,860 lbs (1,297 kg)
Total Filled Weight	18,957 lbs (8,599 kg)
Average Spa Volume	1,930 gal (7,306 liters)
Swim Tank Length	168 inches
Swim Features	Dedicated Swim Pump + Spacious Swim Tank
Total Jets	48 Massage + 2 Swim
Massage Variety	6
Air Blower	No
Filtration System	MicroClean® Ultra
Total Swim Pumps	1
Total Jet Pumps	2
Electrical	240 VAC @ 50A

Specifications may vary by country; please check with your local retailer. All specifications are subject to change without notice. Spa dimensions are approximate and shown in L x W x H. The images are for layout reference; they do not reflect acrylic options. Please see the Sundance® Swim Spa Specifications for additional details.

Stream™ 13

Stream™ Series  
7'8"x12'4"x4'2" ft  
234x376x127 cm



	Stream™ 13
Dry Weight	1,748 lbs (793 kg)
Total Filled Weight	9,788 lbs (4,440 kg)
Average Spa Volume	964 gal (3,649 liters)
Swim Tank Length	112 inches
Swim Features	Dedicated Swim Pump + Swim Bar
Total Jets	48 Massage + 2 Swim
Massage Variety	6
Air Blower	No
Filtration System	MicroClean® Ultra
Total Swim Pumps	1
Total Jet Pumps	2
Electrical	240 VAC @ 50A

Specifications may vary by country; please check with your local retailer. All specifications are subject to change without notice. Spa dimensions are approximate and shown in L x W x H. The images are for layout reference; they do not reflect acrylic options. Please see the Sundance® Swim Spa Specifications for additional details.

6+ Seats

Kingston™

980™ Series  
7'8"x8'4"x2'10" ft  
234x254x86 cm



Aspen®

880™ Series  
7'5"x9'2"x3'4" ft  
226x280x102 cm



6+ Seats

Chelsee®

780™ Series  
7'5"x7'5"x3'1.5" ft  
226x226x96 cm



McKinley®

680™ Series  
7'5"x7'5"x3' ft  
226x226x92 cm



Optima®

880™ Series  
7'5"x7'5"x3'1" ft  
226x226x94 cm



Vistamar®

880™ Series  
7'x7'x3'1" ft  
213x213x94 cm



Edison®

680™ Series  
7'x7'x3'1" ft  
213x213x92 cm



	Kingston™	Aspen®	Optima®	Vistamar®
Dry Weight	1,048 lbs (475 kg)	1,240 lbs (562 kg)	944 lbs (428 kg)	874 lbs (396 kg)
Total Filled Weight	5,310 lbs (2,409 kg)	5,456 lbs (2,475 kg)	4,906 lbs (2,225 kg)	3,626 lbs (1,645 kg)
Average Spa Volume	401 gal (1,518 liters)	505 gal (1,912 liters)	355 gal (1,344 liters)	330 gal (1,249 liters)
Total Jets	57+12 Air Injector Jets	66+6 Air Injector Jets	49+8 Air Injector Jets	41+10 Air Injector Jets
Massage Variety	8	10	9	9
Air Blower	Yes	Yes	Yes	Yes
Filtration System	MicroClean® Ultra	MicroClean® Ultra	MicroClean® Ultra	MicroClean® Ultra
Total Jet Pumps	3	3	2	2
Electrical	240 VAC @ 50A or 60A	240 VAC @ 50A or 60A	240 VAC @ 40A, 50A, or 60A	240 VAC @ 40A, 50A, or 60A

	Chelsee®	McKinley®	Edison®
Dry Weight	873 lbs (396 kg)	787 lbs (357 kg)	737 lbs (334 kg)
Total Filled Weight	5,210 lbs (2,363 kg)	5,166 lbs (2,343 kg)	3,614 lbs (1,639 kg)
Average Spa Volume	400 gal (1,514 liters)	400 gal (1,514 liters)	345 gal (1,306 liters)
Total Jets	40	42	36
Massage Variety	6	6	6
Air Blower	—	—	—
Filtration System	MicroClean®	MicroClean® Mini	MicroClean® Mini
Total Jet Pumps	2	2	2
Electrical	240 VAC @ 40A, 50A, or 60A	240 VAC @ 40A, 50A, or 60A	240 VAC @ 40A, 50A, or 60A

Specifications may vary by country; please check with your local retailer. All specifications are subject to change without notice. Spa dimensions are approximate and shown in L x W x H. The images are for layout reference; they do not reflect acrylic options. Please see the Sundance® Spa Specification Handbook for additional details.

Specifications may vary by country; please check with your local retailer. All specifications are subject to change without notice. Spa dimensions are approximate and shown in L x W x H. The images are for layout reference; they do not reflect acrylic options. Please see the Sundance® Spa Specification Handbook for additional details.



5-6 Seats

Claremont®

980™ Series  
7'8"x8'4"x2'10" ft  
234x254x86 cm  
Lounge



Cameo®

880™ Series  
7'5"x7'5"x3'1" ft  
226x226x94 cm  
Lounge



5-6 Seats

Bristol®

780™ Series  
7'x7'5"x3'1.5" ft  
213x213x96 cm  
Lounge



Ramona®

680™ Series  
7'5"x7'5"x3' ft  
226x226x92 cm  
Lounge



Altamar®

880™ Series  
7'x7'x3'1" ft  
213x213x94 cm  
Lounge



Hamilton™

780™ Series  
7'5"x7'5"x3'1.5" ft  
226x226x96 cm  
Lounge



Peyton™

680™ Series  
7'x7'x3'1" ft  
213x213x94 cm  
Lounge



	Claremont®	Cameo®	Altamar®	Hamilton™
Dry Weight	1,045 lbs (474 kg)	898 lbs (407 kg)	850 lbs (386 kg)	826 lbs (375 kg)
Total Filled Weight	5,348 lbs (2,426 kg)	3,808 lbs (1,727 kg)	3,394 lbs (1,539 kg)	4,996 lbs (2,266 kg)
Average Spa Volume	405 gal (1,533 liters)	350 gal (1,325 liters)	305 gal (1,155 liters)	393 gal (1,488 liters)
Total Jets	59+6 Air Injector Jets	53+6 Air Injector Jets	40+6 Air Injector Jets	41
Massage Variety	10	10	9	6
Air Blower	Yes	Yes	Yes	—
Filtration System	MicroClean® Ultra	MicroClean® Ultra	MicroClean® Ultra	MicroClean®
Total Jet Pumps	3	2	2	2
Electrical	240 VAC @ 50A or 60A	240 VAC @ 40A, 50A, or 60A	240 VAC @ 40A, 50A, or 60A	240 VAC @ 40A, 50A, or 60A

	Bristol®	Ramona®	Peyton™
Dry Weight	745 lbs (338 kg)	791 lbs (359 kg)	736 lbs (334 kg)
Total Filled Weight	4,331 lbs (1,965 kg)	3,960 lbs (1,796 kg)	3,447 lbs (1,564 kg)
Average Spa Volume	350 gal (1,325 liters)	380 gal (1,438 liters)	325 gal (1,230 liters)
Total Jets	38	38	34
Massage Variety	6	6	6
Air Blower	—	—	—
Filtration System	MicroClean®	MicroClean® Mini	MicroClean® Mini
Total Jet Pumps	2	2	2
Electrical	240 VAC @ 40A, 50A, or 60A	240 VAC @ 40A, 50A, or 60A	240 VAC @ 40A, 50A, or 60A

Specifications may vary by country; please check with your local retailer. All specifications are subject to change without notice. Spa dimensions are approximate and shown in L x W x H. The images are for layout reference; they do not reflect acrylic options. Please see the Sundance® Spa Specification Handbook for additional details.

Specifications may vary by country; please check with your local retailer. All specifications are subject to change without notice. Spa dimensions are approximate and shown in L x W x H. The images are for layout reference; they do not reflect acrylic options. Please see the Sundance® Spa Specification Handbook for additional details.

4-5 Seats

Marin®

880™ Series  
6'4"x7'7"x2'10" ft  
193x231x87 cm  
Lounge



Montclair™

780™ Series  
6'3"x7'7"x2'10.5" ft  
191x231x88 cm  
Lounge



2-3 Seats

Capri®

880™ Series  
5'9"x6'10"x2'6.5" ft  
175x208x78 cm  
Lounge



Dover™

780™ Series  
5'9"x6'10"x2'7" ft  
175x208x79 cm



Prado®

680™ Series  
6'8"x6'8"x2'9" ft  
203x203x84 cm



Alicia™

680™ Series  
5'9"x6'8"x2'9" ft  
175x203x84 cm




	Marin®	Montclair™	Prado®
Dry Weight	838 lbs (380 kg)	790 lbs (358 kg)	603 lbs (274 kg)
Total Filled Weight	3,298 lbs (1,496 kg)	4,251 lbs (1,928 kg)	2,897 lbs (1,314 kg)
Average Spa Volume	295 gal (1,117 liters)	310 gal (1,173 liters)	275 gal (1,041 liters)
Total Jets	45+4 Air Injector Jets	30	26
Massage Variety	9	6	5
Air Blower	Yes	—	—
Filtration System	MicroClean® Ultra	MicroClean®	MicroClean® Mini
Total Jet Pumps	2	2	1
Electrical	240 VAC @ 40A or 60A	240 VAC @ 40A or 60A	120 VAC @ 15A or 240 VAC @ 30A or 40A

Specifications may vary by country, please check with your local retailer. All specifications are subject to change without notice. Spa dimensions are approximate and shown in L x W x H. The images are for layout reference; they do not reflect acrylic options. Please see the Sundance® Spa Specification Handbook for additional details.

	Capri®	Dover™	Alicia™
Dry Weight	660 lbs (299 kg)	620 lbs (281 kg)	583 lbs (264 kg)
Total Filled Weight	2,286 lbs (1,037 kg)	3,247 lbs (1,473 kg)	2,334 lbs (1,059 kg)
Average Spa Volume	195 gal (738 liters)	230 gal (871 liters)	210 gal (795 liters)
Total Jets	36+4 Air Injector Jets	23	21
Massage Variety	7	5	3
Air Blower	Yes	—	—
Filtration System	MicroClean® Ultra	MicroClean®	MicroClean® Mini
Total Jet Pumps	1	1	1
Electrical	240 VAC @ 40A or 50A	120 VAC @ 15A or 240 VAC @ 30A or 40A	120 VAC @ 15A or 240 VAC @ 30A or 40A

Specifications may vary by country, please check with your local retailer. All specifications are subject to change without notice. Spa dimensions are approximate and shown in L x W x H. The images are for layout reference; they do not reflect acrylic options. Please see the Sundance® Spa Specification Handbook for additional details.



From the responsive service of  
our expert dealers and after-sales  
care teams, to the assurance of a solid  
warranty, you'll love the Sundance  
experience. It's how we share  
the Sundance® hug.

MEET THE

# Sundance® *family*



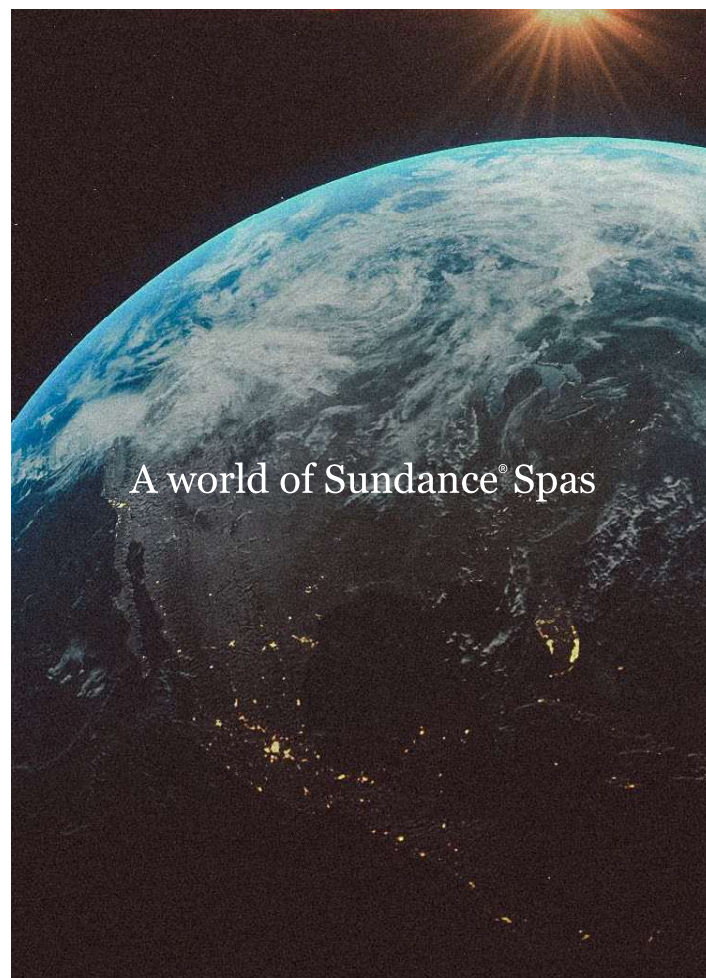
## PRESENCE

# A global brand

You can find Sundance® Spas in more than 400 retail locations, in over 65 countries. Over the past 45 years, thanks to an earned reputation for integrity, we have become a global brand presence.

*We invite you to join the Sundance® Spas family.*

Algeria  
Australia  
Austria  
Belarus  
Belgium  
Bosnia/Herzegovina  
Bulgaria  
Canada  
Canary Islands  
China  
Colombia  
Costa Rica  
Croatia  
Cyprus  
Czech Republic  
Egypt  
Estonia  
France  
French Polynesia  
Germany  
Greece  
The Grenadines  
Hong Kong  
Hungary  
Iceland  
India  
Indonesia  
Ireland  
Israel  
Italy  
Japan  
Kenya  
Latvia  
Liechtenstein  
Lithuania  
Luxembourg  
Malaysia  
Maldives  
Malta  
Mexico  
Montenegro  
Morocco  
Netherlands  
Netherlands Antilles  
New Zealand  
Nigeria  
Norway  
Panama  
Philippines  
Poland  
Portugal  
Romania  
Singapore  
Slovakia  
Slovenia  
South Korea  
Sri Lanka  
St. Vincent  
Sweden  
Switzerland  
Taiwan  
Thailand  
Turkey  
United Kingdom  
United States  
Uruguay  
Vietnam  
Virgin Islands



## SERVICE

# Retail perfected



We take great pride in partnering with exceptional retailers who share our passion for quality and customer care. This year, we were thrilled to honor Goodall Pools & Spas as our Dealer of the Year. Their unwavering commitment to excellence shines through in each interaction. Every Goodall teammate ensures their customers experience the joy of Sundance® Spas every day of the year.





Love, love, love my Sundance spa  
and won't ever buy anything else.

Manpreet from Beaumont

Just purchased my third  
Sundance Spa and am extremely  
happy with it as well as the exceptional  
service from the dealer.

Brad from Edmonton

*Great massage and easy to use [as]  
I am a new hot tub owner. I have  
severe back pain with numbness.  
After 20 min a day, I can go without  
pain for 1-2 hrs.*

Teri from Colorado

## Live the Sundance® life

We narrowed down our spa search to Sundance  
and another brand. We chose Sundance due to their customer  
service history, the knowledge, friendliness, and honest  
dealer at Sunspa Calgary.

Carrie from Calgary

*The quality of my Sundance  
spa is top notch and the service  
we received from Terry the owner  
of the spa store was awesome.*

Olga from Brighton

Our Sundance spa is the best  
purchase we've ever made...  
should have bought this years ago.  
It's our family happy place.

Laura from Sacramento



Sunlight dances with water  
The mood lifts like steam  
Conversations flow easily  
Memories bubble up  
Stress floats away

*There's a perfect spot for everyone.*

SundanceSpas.com  
14525 Monte Vista Avenue  
Chino, California 91710

©2025 Sundance Spas, Inc. All rights reserved. Sundance® is a registered trademark of Sundance Spas, Inc. All other brands, product names, company names, trade names, and trademarks used are the property of their respective owners. Sundance may add to, change, or remove any part of these materials at any time, without notice. Reproduction in whole or in part without written permission is prohibited. International products may be configured differently to meet local electrical requirements. Dimensions are approximate.

Part No: 6890-043L  
01/25

**Sundance® Spas**